



Spelling, Punctuation and Grammar

Writing and Identifying
Statements and Exclamations

Writing and Identifying Statements and Exclamations



Writing and Identifying Statements and Exclamations

Introductory Activity

Independent Focused Activity

Review Activity

Consolidation Activity

Assessment

Aim

- I can understand the differences between statements and exclamations and use them in my writing.

Success Criteria

- I know there are different types of sentence.
- I know what statements and exclamations are.
- I can tell the difference between a statement and an exclamation.
- I know that exclamation sentences start with 'what' or 'how'.
- I can write my own statements and exclamations.

Introductory Activity



Types of Sentences



There are four basic types of sentence in the English language.
They are...

Questions

How much does it cost?

Statements

The car is green.




Commands

Let me drive your car.

Exclamations

What a shiny new car
you have!



Types of Sentences



In this lesson we will concentrate on

Statements and Exclamations

Statements

The car is green.



Exclamations

What a shiny new car you have!

Types of Sentences



Statements

- Statements are the most common type of sentence.
- Statements give information or 'state' things.
- They can be very simple or more complicated.
- They begin with a capital letter and end with a full stop.
- All of the sentences on this page, including this one, are statements.

●
statements

Danyal's favourite food is pizza.

It is 7 o'clock.

I live next door to Elise.

When I have chips I like to soak them in vinegar and sprinkle them with salt.



Types of Sentences



Exclamations

- An exclamation 'states' something just like a statement but with strong feeling or emotion.
- It ends with an exclamation mark.
- It can be used to express anger, happiness, confusion, love, excitement.
- An exclamation sentence must start with 'what' or 'how' and needs a verb and a noun.




exclamations

How greedy of Bob to eat Sita's cake!

How terrifying this ghost story is!

What an enormous turnip you have!


What a fantastic film we just watched!



Types of Sentences



The way something is read gives us a big clue to what type of sentence it is.



1. Hold your answer cards so that you have your exclamation card in your right hand and your full statement card in your left hand.
2. Close your eyes so you can really concentrate on your teacher reading out the sentences on the following slide.
3. Hold up the card that matches whether you think the sentence is a statement or an exclamation.
4. Check the answer – were you right?



Types of Sentences



How horrible of Raya to scare Harry!

Exclamation

I like oranges.

Statement

Dogs are a popular pet.

Statement

What an exciting party that was!

Exclamation

What a delicious cupcake this is!

Exclamation

Types of Sentences



Writing Practice - Statements


Begin your statements with a capital letter, make them as long or as short as you like and end them with a full stop.

Can you write some statements about the picture below?

e.g. The dinosaur is grey.



statements



Types of Sentences



Writing Practice - Exclamations

Begin your exclamations with a capital letter. Make sure they start with '**What**' or '**How**'. They need to be about strong feelings and end them with an exclamation mark.




exclamations

Can you write some exclamations which match the picture?


e.g. How lucky that he is wearing a helmet!



Independent Focused Activity



Statement or Exclamation?



Read through the sentences on the sheet and decide if they are **statements** or **exclamations**. Add the appropriate punctuation marks where necessary.



statement or **exclamation**

It may help you to read the sentences aloud or to imagine them being read aloud.



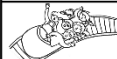







★ ★

Statement or Exclamation?

I can understand the differences between statements and exclamations.

○ ○ ○

1. Add a full stop or an exclamation mark to each of these sentences to make them statements or exclamations.

	a) Dragons are not real	
	b) How awful it will be if the dragon catches us	
	c) It's maths after break	
	d) What a hard maths problem	
	e) How fast this ride is	
	f) The ride takes about 3 minutes	
	g) The cat is hungry	
	h) What a terrible fight those cats are having	
	i) The Sun is yellow	
	j) How hot it is today	
	k) How horrible these vegetables are	
	l) Peas are a small vegetable	
	m) How scary that house looks	
	n) The house is empty	
	o) What soaking wet clothes you have on	
	p) It may rain later	
	q) What a cute panda	
	r) Pandas eat bamboo	
	s) The train is on time	
	t) What an amazing train	

twinkl

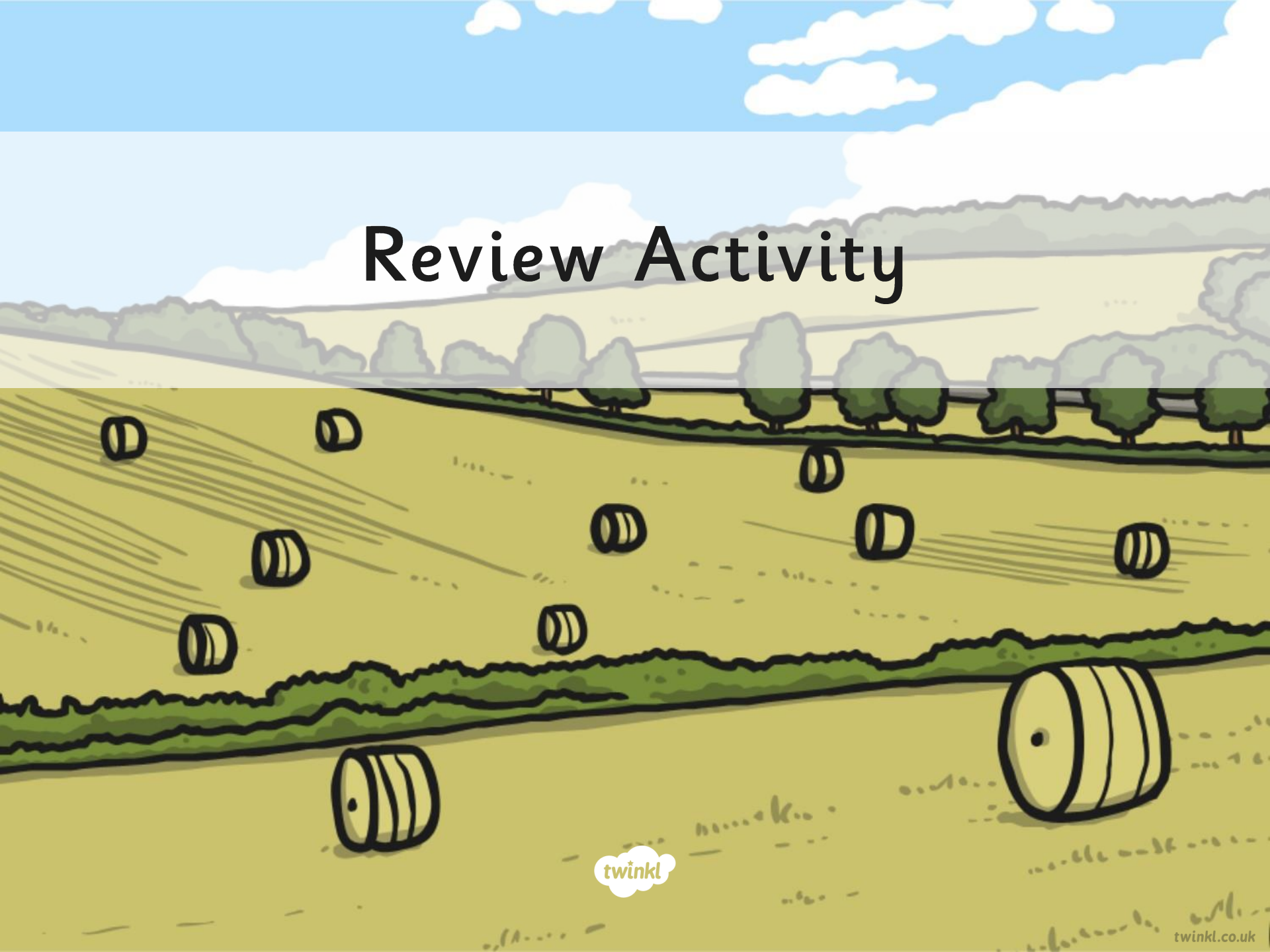
planit

twinkl.co.uk

twinkl.co.uk

SPaG | Writing and Identifying Statements and Exclamations

Review Activity



Which Is It?



Using your statement and exclamation cards, listen to the sentences which apply to each of the following pictures and hold up the card which would best match the sentence.



How incredibly fast she is



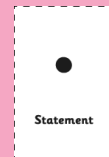
What amazing animals cheetahs are



The cheetah's tail helps her to balance



The cheetah is covered in spots



How wonderful it would be to be a cheetah




Can you write another exclamation and another statement to match this picture?

Which Is It?



Using your statement and exclamation cards, listen to the sentences which apply to each of the following pictures and hold up the card which would best match the sentence.

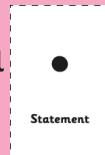
There is an aircraft named after tornadoes



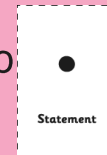
How amazing it is that tornadoes can lift entire houses off the ground



There are lots of tornadoes in America



There is often thunder and lightning at the same time as a tornado



What an astonishing sight a tornado is




Can you write another exclamation and another statement to match this picture?

Which Is It?




Using your statement and exclamation cards, listen to the sentences which apply to each of the following pictures and hold up the card which would best match the sentence.

They look like little cabbages



Some people eat
Brussels sprouts at Christmas



How delicious
these sprouts are

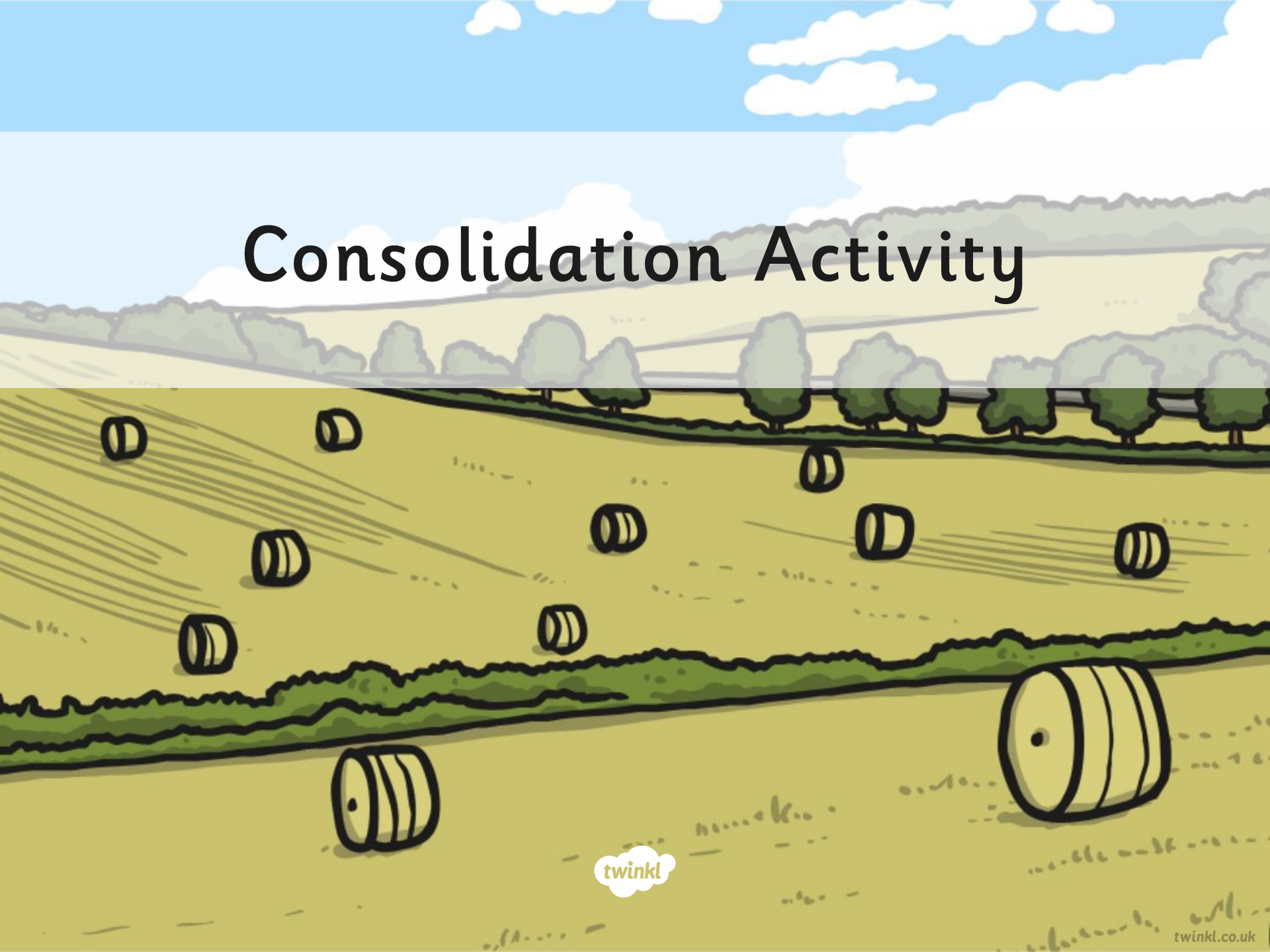


What a disgusting vegetable this is




Can you write another exclamation and another statement to match this picture?


Consolidation Activity



I-Spy



Look at the picture which shows lots of different types of transportation.



Can you complete the statements and exclamations or write your own?
Don't forget to punctuate your sentences correctly.

★ ★

Transport I-Spy


I can understand the differences between statements and exclamations and use them in my writing.

1. Can you write 4 statements and 2 exclamations based on the picture above? There are some examples of each sentence to help you.

Statements	Exclamations
There are two bicycles.	What a fast train!
	How loud those cars are beeping!

Spa61 Writing and Identifying Statements and Exclamations

Assessment



Statements and Exclamations



Use all of the information you have learnt and practised about statements and exclamations.

Work on your own to complete the writing and identifying statements and exclamations **Mini Test**.



Name: _____ Date: _____

Writing and Identifying Statements and Exclamations Mini Test

1. Read these statements – write **E** if they apply to **Exclamations** or **S** if they apply to **Statements**.

a) Ends with a full stop. _____

b) Ends with an exclamation mark. _____

c) Starts with 'what' or 'how'. _____

d) Most common type of sentence. _____

2. Use **E** and **S** to decide whether these sentences are **Exclamations** or **Statements**.

a) Milk comes from cows. _____

b) What an amazing film! _____

c) It was Tuesday yesterday. _____

d) It gets colder at night. _____

e) How absolutely freezing it is today! _____

3. Circle the best punctuation mark to finish these sentences.

a) What an incredible day . !

b) Tomorrow is Tuesday . !

c) James is 5 tomorrow . !

d) How exciting that she is going to reach 100 years old . !

e) Cats like to sleep . !

f) What a terrifying ride that was . !

SPaG Writing and Identifying Statements and Exclamations

Statements and Exclamations




Use all of the information you have learnt and practised about statements and exclamations.

Work on your own to complete the **Application Activity**.



A Rolling Stone

Practice what you have learned about statements and exclamations by writing a short story which contains both. Imagine a situation where you are out walking in the hills with your family when suddenly a huge rock begins rolling down the slope towards you. Read the example below to give you an idea of what your writing might sound like. When you have finished your piece of writing, underline the statements in green, and circle the exclamations in red.



I heard a noise and looked up to see something moving on the hillside.
What a huge rock! It started to roll down the hill. (How quickly we had to run!) As fast as we could, we lay on the floor in front of a small cliff.
The rock hit the top and bounced over the top of us. (What a close call!) We watched it roll down the hill away from us.

Aim

- I can understand the differences between statements and exclamations and use them in my writing.

Success Criteria

- I know there are different types of sentence.
- I know what statements and exclamations are.
- I can tell the difference between a statement and an exclamation.
- I know that exclamation sentences start with 'what' or 'how'.
- I can write my own statements and exclamations.

