


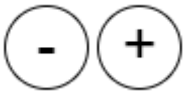


Key Learning

- To understand that data can be represented in picture format.
- To contribute to a class pictogram.
- To use a pictogram to record the results of an experiment.

Key Vocabulary

Pictogram	A diagram that uses pictures to represent data.
Data	Facts and statistics collected together that can provide information.
Collate	Collect and combine (texts, information, or data).

Key Images

Open, close and share	
Add or delete columns	
Frequency	
Add or delete objects from the pictogram.	

Key Resources

